

THE PRIDE OF THE LAND

NEW LAND CRUISER

Debut



LAND CRUISER 200

SPECIFICATIONS



Technical:

- Full-time 4WD with Torque Sensing Center LSD • Overall Dimensions (L x W x H) (mm): 4950 x 1970 x 1890
- Wheel Base: 2850 mm • Suspension Front: Independent Double Wishbone / Rear: Coil Spring
- Fuel Tank: Dual (93L + 45 L Capacity) • Transmission: 5-Speed Manual & 5-Speed Multimode Automatic Active Safety:
- Multi-terrain ABS with Brake Assist (BA) and Electronic Brakeforce Distribution (EBD)
- High Mount Stop Lamp • Anti-theft Engine Immobiliser System
- Front & Rear Ventilated Disc Brakes
- Rear Window Intermittent Wiper & Defogger

Interior:

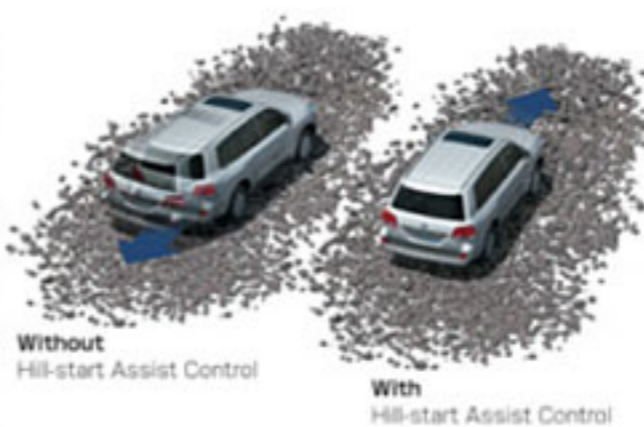
- 60:40 Split Foldable, Sliding, Reclining Tumble-up type 2nd Row Seats
- Automatic Air Conditioner & Heater
- Glass Integrated Antenna Console Box with Rear AC Vents
- Meter Illumination Control
- Power Steering with Tilt & Telescopic Mechanism
- Accessory Socket (12 Volts)
- Smart Entry System & Push Button type Engine Start Mechanism
- Illuminated Entry System
- Fabric Seat Upholstery • Power Door Lock, Windows and Outer Mirrors

Exterior:

- Rear Door: Lift-up Type + Body Coloured Bumpers + Front & Rear Mudguards
- Front & Rear Towing Hooks
- Pintle Hook Styled Disc Wheels

Passive Safety:

- SRS Airbags for Driver and Front Passenger
- Stronger and Highly Rigid Frame with Impact Absorbing Structure
- Impact Sensing Fuel Cut-off System
- Front Seat Belts: 3 PELR x 2 with Pre-tensioner and Force Limiter
- Safety Kit



LAND CRUISER 200



VX-R VX Model Variation



GX-R GX Model Variation




VX



GX

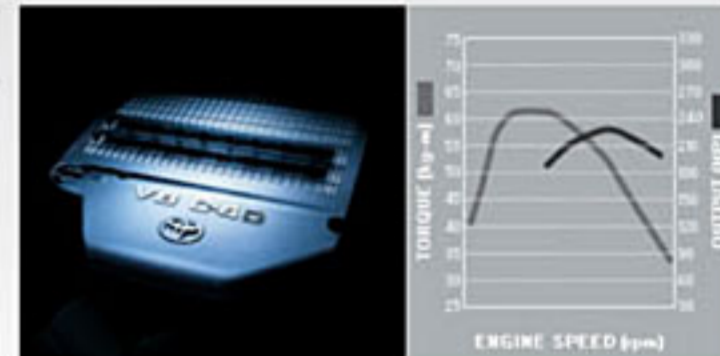
4.7L V8 Gasoline Engine 2UZ-FE

Compact yet remarkably powerful, the 4.7-litre V8's VVT-i electronic ignition and variable induction systems realise excellent low-end torque and smooth acceleration, together with class-leading fuel efficiency and reduced emissions.




4.5L V8 Diesel Engine 1VD-FTV

Toyota's first common-rail V8 diesel also debuts a new twin-turbo system that delivers strong power while reducing fuel consumption as well as emissions.



4.0L V6 Gasoline Engine 1GR-FE

"Featuring VVT-i, the 4.0-litre V6 produces outstanding power at all rpms and in all situations, and with increased fuel efficiency and decreased emissions.



SPECIFICATIONS	TLLCM-15		TLLCM-18		TLLCM-03	
	VX		VX		GX	
	4.7-litre Gasoline Engine (2UZ-FE)		4.5-litre Diesel Engine (1VD-FTV)		4.0-litre Gasoline Engine (1GR-FE)	
Transmission	5-speed automatic		6-speed automatic		5-speed manual	
DIMENSIONS & WEIGHT						
Overall length	mm		4950			
Overall Width	mm		1970			
Overall height	mm		1905			
Wheelbase	mm		2850			
Tread Front	mm		1640		1680	
Rear	mm		1635		1675	
Ground clearance	mm		225			
Curb weight	kg		2615		2360-2400*	
Gross vehicle weight	kg		3300		3260	
CHASSIS						
Suspension Front	Torsion bar double wishbone and stabiliser bar independent suspension					
Rear	4 link-type rigid axle with coil spring and stabiliser bar					
Brakes Front/Rear	Ventilated discs					
Minimum turning radius (tyre) m	5.9					
Fuel tank capacity litres	93+45					
Tyres	285/65R 17(7J steel) 285/65R17(8J aluminium)<OPT>		285/65R17(7J steel)<OPT>		245/75R 17(7J steel) 285/65R17(7J steel)<OPT> 285/65R17(7J aluminium)<OPT>	
ENGINE						
Type	4.7-litre Gasoline Engine (2UZ-FE)		4.0-litre Gasoline Engine (1GR-FE)		4.5-Litre Diesel Engine (1VD-FTV)	
Piston displacement	cc		4664		3956	
Max. output (SAE net) kW/rpm	202/5400		179/5200		162/3600 (5MT) 173/3200(6AT)	
Max. torque (SAE net) Nm/rpm	410/3400		376/3800		430/1200-3600 (5MT) 615/1800/2200(6AT)	
Fuel system	Electronic Fuel Injection		Electronic Fuel Injection		Common rail-type	



POMTCO Co., Ltd. A Member of ATS Logistics, Bangkok Thailand
www.pomtco.com E-mail: pomtco@pomtco.com

Tel. +66 081-889-9018, +66 081-555-0815